
















LEGEND

-  Interstate Highway
-  U.S. Highway
-  State & County Roads
-  Roads
-  Monorail Beam
-  Traffic Lights
-  Buildings
-  Disney Vacation Club Information Centers
-  Disney Vacation Club Resorts
-  Medical Health Care
-  Security
-  Gas Station
-  Car Care Center
-  Kennels
-  Golf Courses

DISNEY'S MAGICAL EXPRESS SERVICE

If you are utilizing this service and would like assistance transporting your luggage to the motor coach departure location, Touch LUGGAGE/VALET SERVICES on your in-room phone. Please note that luggage is not permitted on WDW Transportation which includes the resort's internal shuttle.

TRANSPORTATION

Your Resort identification card permits use of Walt Disney World® transportation as follows. Bus service is provided approximately every 20 minutes and runs one-half hour before each Park opening until Park closing. (Note: Final return from Downtown Disney® to Disney's Caribbean Beach Resort is 2:00 a.m.)

- Magic Kingdom® Park** – Service from all Village Bus Stops to the Magic Kingdom® Park.
- Epcot®** - Service from all Village Bus Stops to Epcot®.
- Disney-MGM Studios** – Service from all Village Bus Stops to Disney-MGM Studios.
- Disney's Animal Kingdom® Theme Park/Disney's Blizzard Beach Water Park** – Service from all Village Bus Stops to Disney's Animal Kingdom® Theme Park and Blizzard Beach.
- Downtown Disney®/Disney's Typhoon Lagoon Water Park** – Service from all Village Bus Stops to Downtown Disney® and Typhoon Lagoon.
- Internal/Village Bus Stops** - Service to each Village Bus Stop, Old Port Royale and Custom House.